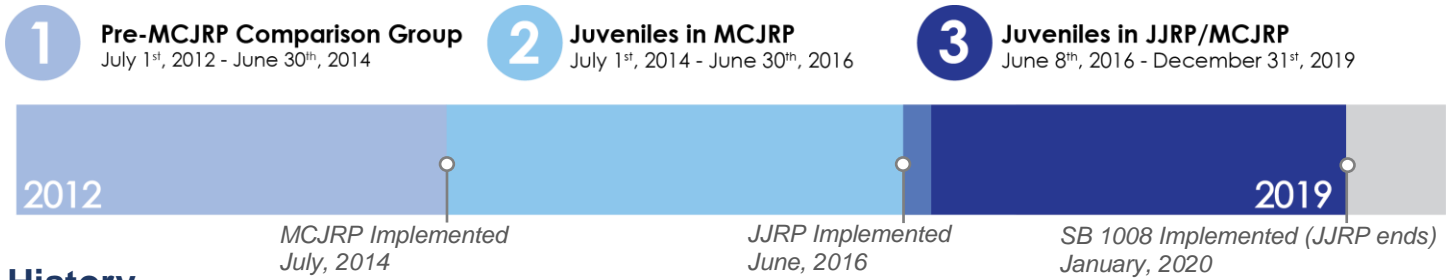


JUVENILE JUSTICE REINVESTMENT PROGRAM

Multnomah County District Attorney's Office, February 14th, 2020



History

Launched on July 1, 2014 following the passage of HB 3194, the Multnomah County Justice Reinvestment Program (MCJRP) reduces the use of state prisons for offenders who can be safely supervised in the community. Forty-two juveniles indicted for Tier II BM11 crimes participated in the MCJRP process during the first two years of the program.

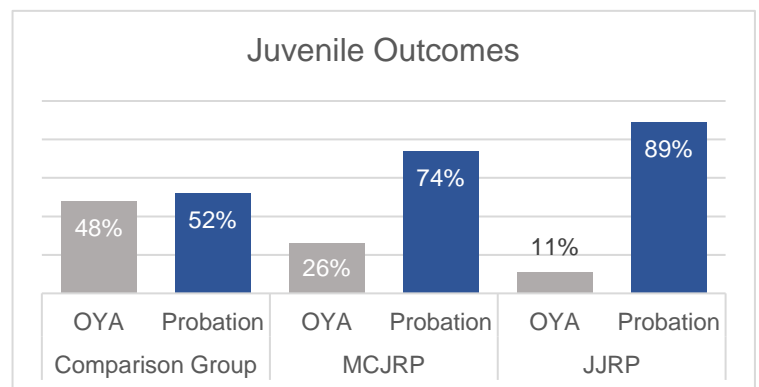
Then on June 8, 2016, the Multnomah County District Attorney's Office implemented a [new policy and procedure](#) for handling juveniles charged with certain BM11 offenses. The Tier II Policy was implemented in response to the disproportionality of youth from communities of color being referred for prosecution and later convicted as adults and/or sentenced to prison. Its goal was to minimize the collateral consequences of adult convictions for juveniles of color and to send fewer youth to prison. While individuals ages 15 to 17 with Tier II BM11 charges had previously been processed in adult court, the Tier II Policy provided the opportunity for these youth to have their cases resolved within the juvenile system through the Juvenile Justice Reinvestment Program (JJRP). Forty-four juveniles have benefited from the JJRP process. Following the implementation of SB 1008 on January 1st, 2020, all juvenile cases were transferred to juvenile court for adjudication, and JJRP ended.

This report compares MCJRP and JJRP juveniles' outcomes and demographics to those of a pre-MCJRP comparison group comprised of fifty-four juveniles who were indicted for Tier II BM11 offenses in the two years before MCJRP implementation.

Outcome

MCJRP and JJRP sharply reduced the number of juveniles receiving OYA sentences

- The rate of juveniles receiving OYA sentences fell from 48% in the comparison group to 11% in the JJRP group.
- Black and Hispanic juveniles benefited from a **71% decrease** in OYA sentence rate.
- Each Tier II BM11 offense carries a 70 month presumptive prison sentence. For the 16 juveniles who participated in MCJRP or JJRP and were sentenced to OYA, the average sentence was **33 months**.



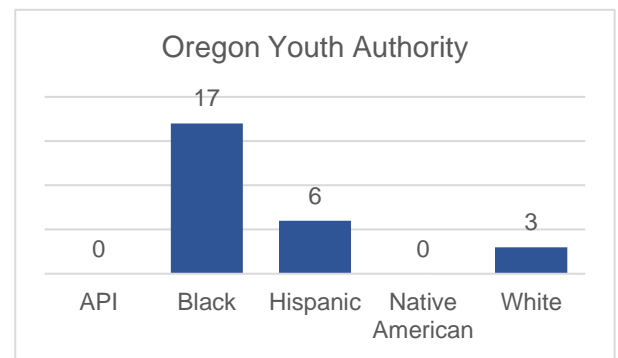
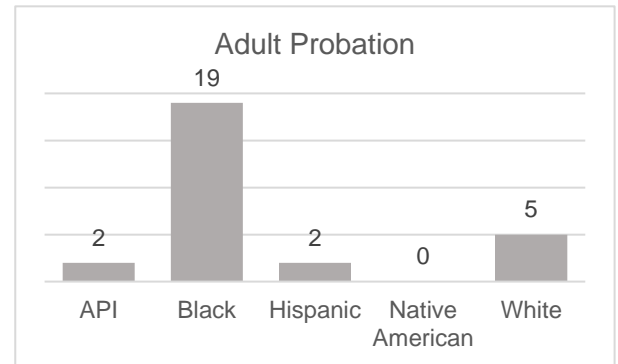
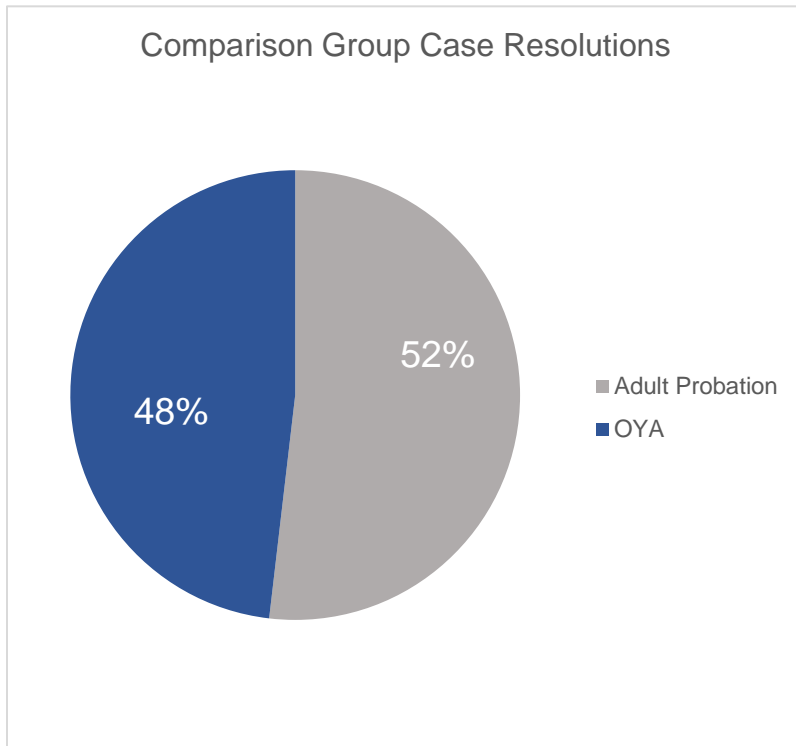
The remainder of this report presents outcomes and detailed demographic data for juveniles who participated in the three stages of the timeline above (the pre-MCJRP comparison group, MCJRP, and JJRP respectively) in addition to revocation data for juveniles sentenced to adult probation.

1

Pre-MCJRP Comparison Group ^[1]

July 1st, 2012 through June 30th, 2014

In FY 13 and FY 14, the two years preceding the implementation of HB 3194, fifty-four juveniles were indicted for BM11 Tier II offenses (excluding sex crimes and domestic violence). Twenty-six received an OYA sentence while twenty-eight received adult probation.



Pre-MCJRP Comparison Group

(July 1st, 2012 to June 30th, 2014)

	Adult Probation	OYA	Total
1. Gender			
Female	6	4	10 (19%)
Male	22	22	44 (81%)
2. Race/Ethnicity			
API	2	0	2 (4%)
Black	19	17	36 (67%)
Hispanic	2	6	8 (15%)
Native American	0	0	0 (0%)
White	5	3	8 (15%)
3. Charge			
Assault	1	5	6 (11%)
Kidnap	1	1	2 (4%)
Robbery	26	20	46 (85%)
Total	28 (52%)	26 (48%)	54

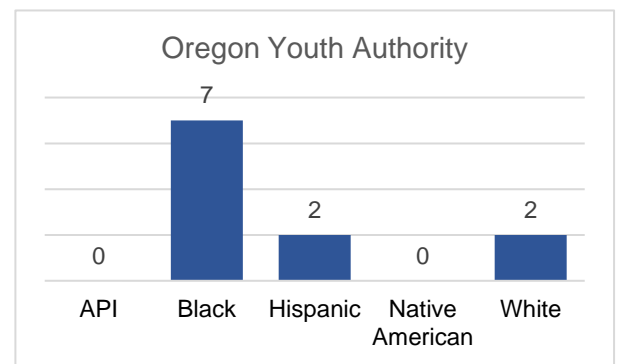
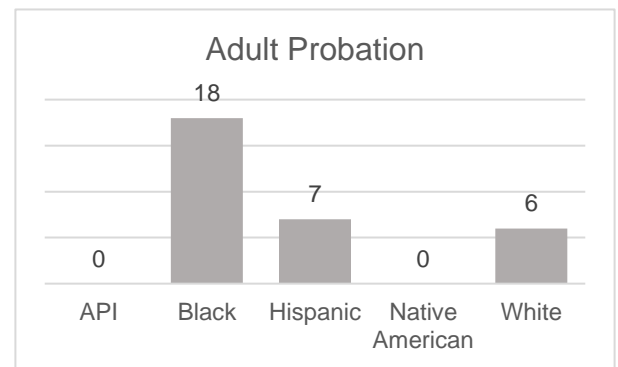
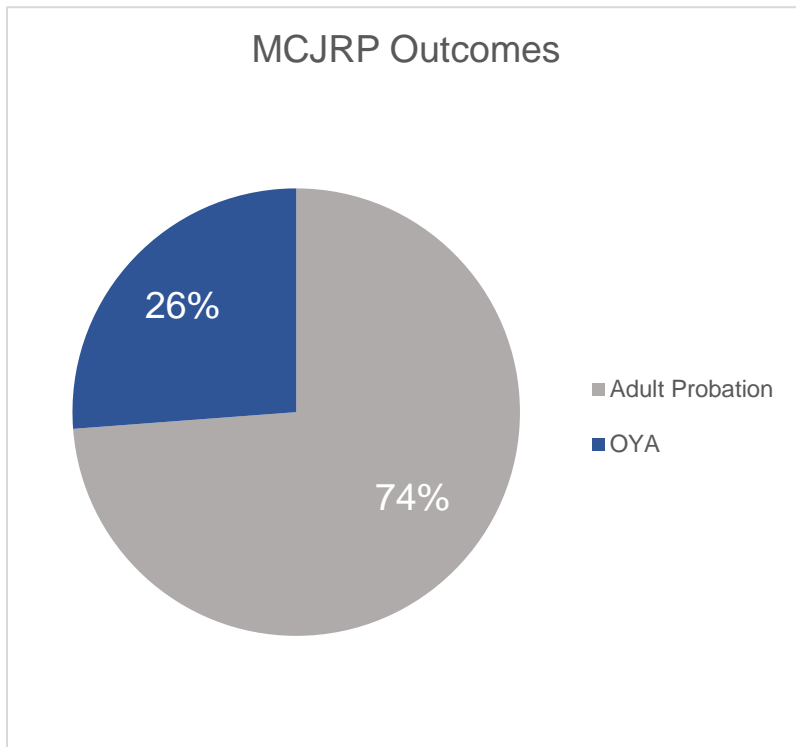
^[1] Data in this section was obtained from the CRIMES database.

2

Juveniles in MCJRP [2]

July 1st, 2014 through June 30th, 2016

In FY 15 and FY 16, the two years preceding the implementation of JJRP, forty-two juvenile defendants participated in the MCJRP program (1.6% of all MCJRP participants during this time period). Eleven received an OYA sentence while thirty-one received adult probation.



Juveniles in MCJRP

(July 1st, 2014 to June 30th, 2016)

	Adult Probation	OYA	Total
1. Gender			
Female	7	2	9 (21%)
Male	24	9	33 (79%)
2. Race/Ethnicity			
API	0	0	0 (0%)
Black	18	7	25 (60%)
Hispanic	7	2	9 (21%)
Native American	0	0	0
White	6	2	8 (19%)
3. Charge			
Assault	2	4	6 (14%)
Robbery	29	7	36 (86%)
Total	31 (74%)	11 (26%)	42

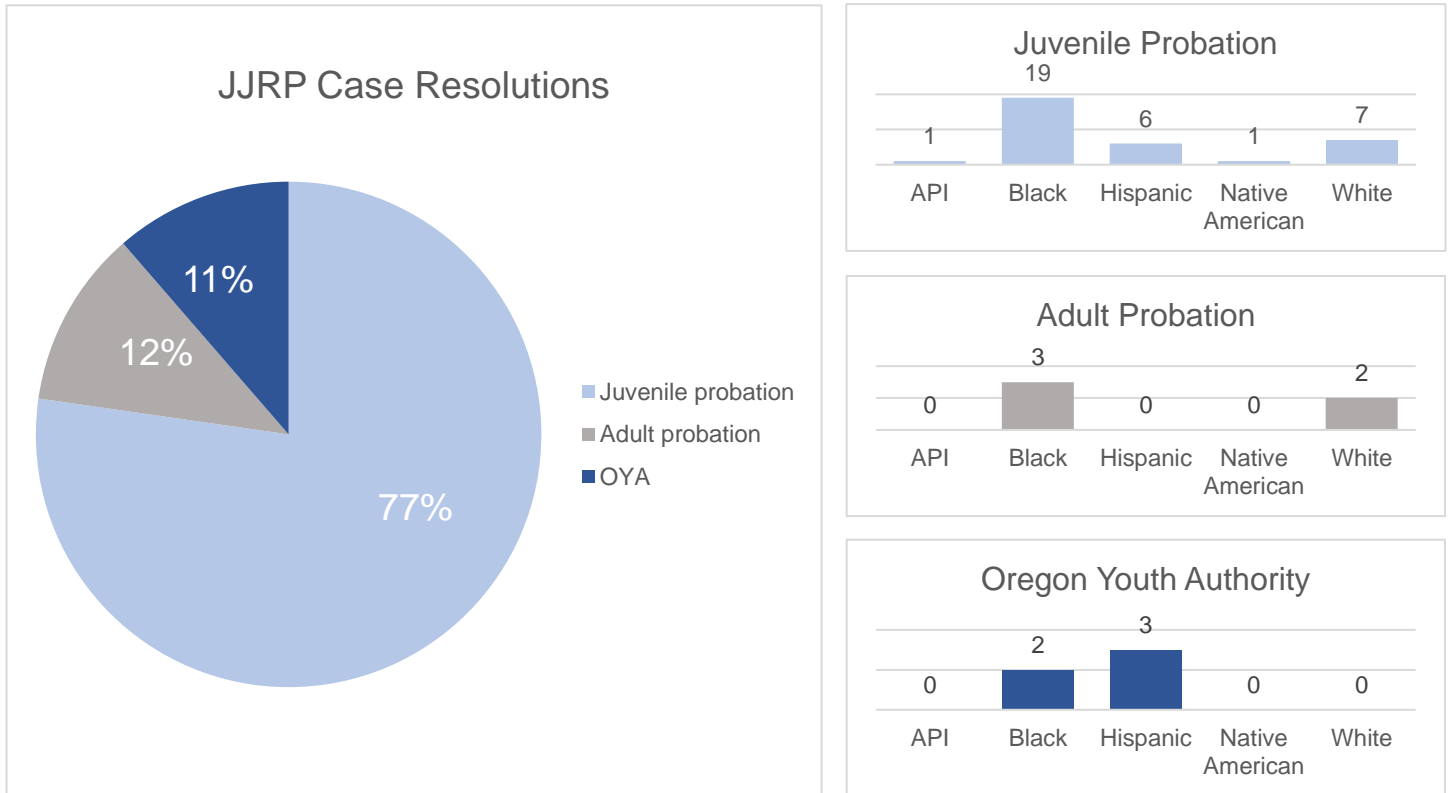
[2] Data in this section was obtained from the CRIMES database.

3

Juveniles in JJRP [3]

June 8th, 2016 to December 31st, 2019

From June 8th, 2016 to December 31st, 2019, forty-four juveniles participated in JJRP. Five received an OYA sentence, five received adult probation, thirty-four received juvenile probation, and twelve were transferred to juvenile court for adjudication on January 1st, 2020.



Juvenile Justice Reinvestment Program Resolutions

Examined Separately by Gender, Race/Ethnicity, and Charge (June 8th, 2016 to December 31st, 2019)

	Juvenile Probation	Adult Probation	OYA	Total
1. Gender				
Female	11	2	0	13 (30%)
Male	23	3	5	31 (70%)
2. Race/Ethnicity				
API	1	0	0	1 (2%)
Black	19	3	2	24 (55%)
Hispanic	6	0	3	9 (20%)
Native American	1	0	0	1 (2%)
White	7	2	0	9 (20%)
3. Charge				
Assault	8	2	1	11 (25%)
Robbery	26	3	4	33 (75%)
Total	34 (77%)	5 (11%)	5 (11%)	44*

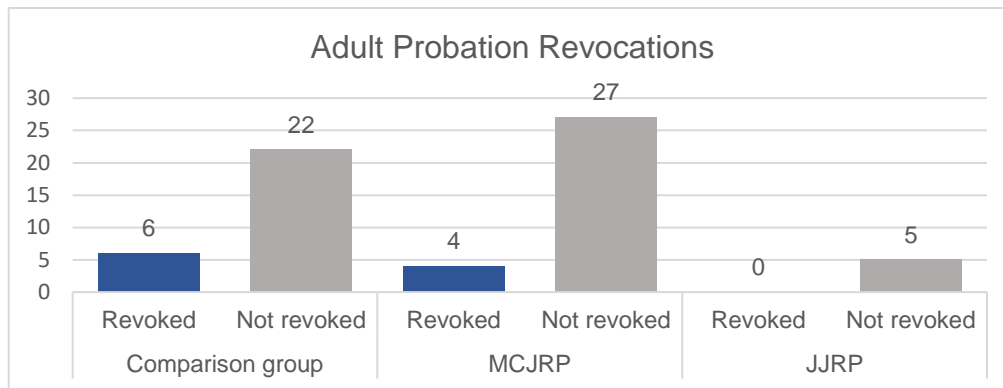
*Removes 12 individuals whose cases were transferred to juvenile court for adjudication on 1/1/20

[3] Data in this section was obtained from an internal MCDA tracking sheet.

Revocations ^[4]

Among juveniles receiving adult probation ^[5], the revocation rate has decreased (note that juveniles in the comparison group and the MCJRP group have had more time on supervision to be revoked than juveniles in the JJRP group):

- Six of the twenty-two juveniles in the comparison group sentenced to adult probation have been revoked (21%)
- Four of the twenty-seven juveniles who participated in MCJRP before JJRP was implemented and were sentenced to adult probation have been revoked (13%)
- None of the five juveniles in JJRP who were sentenced to adult probation have been revoked (0%)



Summary

Juvenile defendants facing Tier II BM11 charges became eligible for the Multnomah County Justice Reinvestment Program (MCJRP) on July 1, 2014. While 48% of similarly situated juveniles in the two years before MCJRP received OYA sentences, only 26% of juveniles participating in MCJRP received OYA sentences. Juveniles further benefitted from the Juvenile Justice Reinvestment Program (JJRP) implemented on June 8th, 2016. Only 11% of JJRP participants received OYA sentences, a 77% decrease from the pre-MCJRP comparison group. MCJRP and JJRP sharply reduced the number of juveniles receiving OYA sentences.

^[4] Recidivism data is unavailable at this time.

^[5] Juvenile probation revocation data is unavailable at this time. Two JJRP juveniles have been on probation for ten months and twenty months respectively. All other juveniles have been on probation for at least two years.